



2024 Product Brochure









# **kalora**

## HEART OF THE HOME

Our mission at Kalora is to bring heating back to the realms of affordability with a high quality product that is designed to fit as comfortably in the contemporary stylings of a modern environment as it is in a traditional country homestead.

The team at Kalora have extensive experience designing, manufacturing and supplying quality heating appliances to Australian's for over 70 years. The Kalora range is the result of a collaborative effort to produce one of the most efficient, environmentally friendly heating ranges ever to be sold in the Australian market.


Designed and manufactured in our state of the art, world class facility each Kalora appliance is constructed and finished in the highest quality materials available. We combine high tech industrial design, robotic technology and quality materials to ensure years of "hassle free heating" with the backing of a 15 year firebox warranty on selected Kalora appliances.



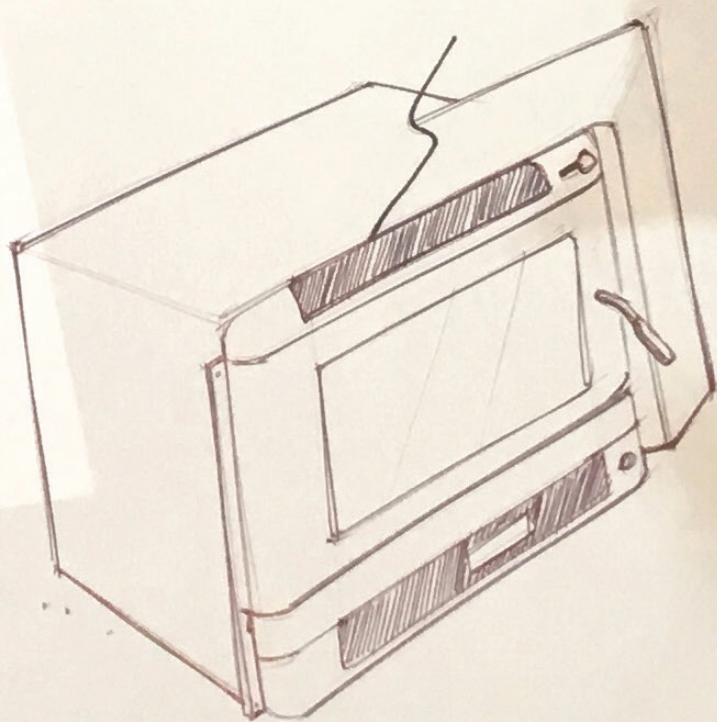
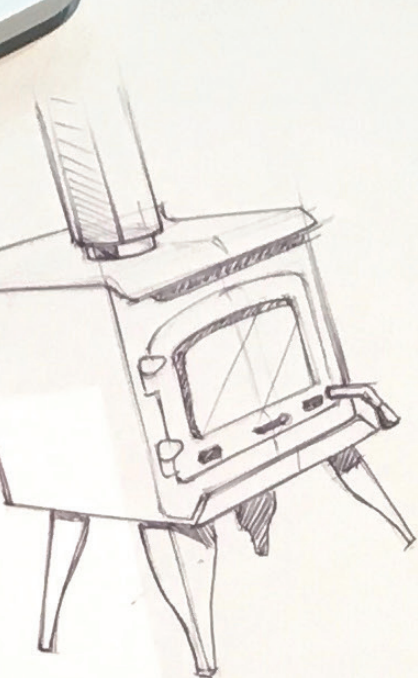
# designed

AND BUILT TO LAST

- ✓ Kalora's range of radiant and fan forced convection wood fires are engineered to efficiently heat homes up to 300m<sup>2</sup>.
- ✓ All Kalora wood fired appliances meet or exceed the 2019 Australian Standards for emissions and efficiency.







✔ Premium quality Senotherm high temperature paint is the standard finish on all Kalora appliances.


✔ High alumina silica firebricks included in our wood fired appliances improve efficiency, reduce emissions and maximise the life of the firebox.

✔ Kalora wood fired appliances are designed to maximise burn times and fulfill our obligations to reduce emissions under the Australian Standard.

✔ Don't have a chimney? Not a problem, Zero clearance solutions are available for all Kalora inbuilt wood & gas fired appliances.

✔ Kalora appliances include high quality, low maintenance fireproof glass that is made in Japan.

✔ Our "clearview" air wash system keeps the fireproof glass clear and cleaner, for longer.







# striving towards

A SUSTAINABLE FUTURE

**KALORA IS COMMITTED TO ENVIRONMENT SUSTAINABILITY AND PROMOTES THE USE OF RENEWABLE ENERGY.**

We support good forestry practices and ongoing improvements in wood burning stoves and heaters that use firewood. Firewood serves an important role in Australia's domestic heating sector and is an affordable heating option for many families.

As a renewable fuel source sustainability sourced firewood does not add to a net greenhouse gas production; in fact International pressure to reduce greenhouse gas emissions are highlighting wood fired appliances as a key contributor to them achieving their emission targets.

When sustainably managed, firewood recycles carbon from the atmosphere. Firewood plantations can also serve other ecologically desirable functions including wastewater treatment, salination reduction, erosion control, wildlife habitat and aesthetics.

Using firewood to heat your home is the most sustainable form of heating and far more efficient and environmentally friendly alternative to electric heating which relies on base load power generated by coal fueled power stations.






















# 425R

Beautifully crafted compact and affordable without compromising on performance and efficiency.

Small in size, the Kalora 425R is the perfect investment for a cottage, holiday house or man cave.

## TECHNICAL SPECIFICATIONS

 Heat up to 140m <sup>2</sup>	 Firebox: 440w x 330d x 428h	 Efficiency 63%
 Radiant heating - no fan	 Heater: 500w x 470d x 735h	 Emissions 1.5g/k
 5mm heavy duty firebox	 Radiant cooking surface	 kW Rating 15.6kW
 Fifteen year firebox warranty	 Log size to 300mm	

## WHAT YOU WILL NEED

### FLUE KIT OPTIONS

Default matte black flue kit	SG010400034
Default black mesh flue kit	FFK64M2

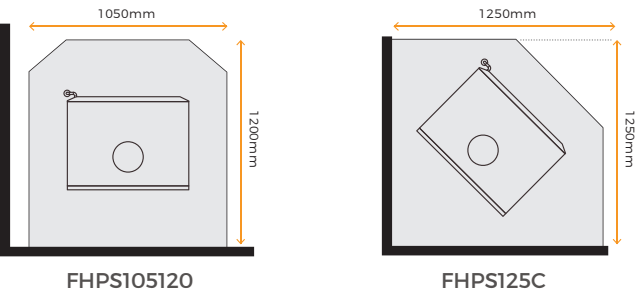
### ROOF FLASHING OPTIONS

Metal Roof Flashing	FF036
Tile Roof Flashing	FF037

### CONSUMABLE ITEMS

Firebrick Set	SP14008
Baffle	SP14017
Brick Retainer	SP14007
Glass Retainer	SP14015
Rope Seal	SG030300004

### HEARTH OPTIONS: Straight 1050mm x 1200mm Corner 1250mm x 1250mm




Please note: All wood heaters must be installed by a qualified person whose work conforms with local council regulations, Australian/New Zealand standards (AS/NZS 2918:2018) & manufacturers recommendations.

## MUST HAVES

Complete your setup with a comprehensive range of Forge-designed fireside accessories, cleaning, and maintenance products.




Forge Urban XL Wood Storage



Forge Mahogany Fire Tool Set



Forge Dry Glass Cleaner



Forge Exo Fan







# 500C


Create an irresistible atmosphere of beauty and warmth with this beautifully crafted fireplace.


The fan forced convection heating allows minimal clearance requirements which makes it a great choice for homes where space and proximity to combustible items presents a challenge.


## TECHNICAL SPECIFICATIONS


- 


Heat up to 200m<sup>2</sup>
- 


Firebox: 500w x 330d x 397h
- 


Efficiency 67%
- 


Convection heating - fan forced
- 

Heater: 672w x 490d x 720h
- 

Emissions 1.1g/k
- 

5.5mm heavy duty firebox
- 

Log size to 300mm
- 

kW Rating 7.9kW
- 

Fifteen year firebox warranty

## WHAT YOU WILL NEED

### FLUE KIT OPTIONS

- Default matte black flue kit
- SG010400034
- Default black mesh flue kit
- FFK64M2

### ROOF FLASHING OPTIONS

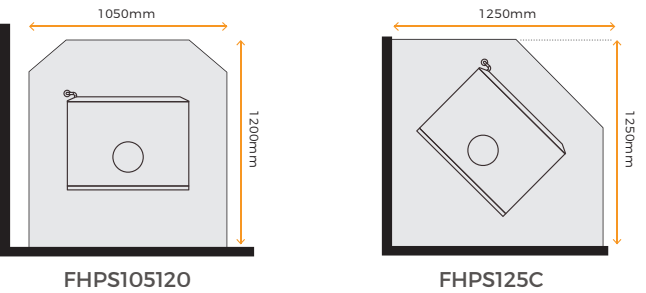
- Metal Roof Flashing
- FF036
- Tile Roof Flashing
- FF037

### CONSUMABLE ITEMS

- Firebrick Set
- SP20009
- Baffle
- SP20033
- Brick Retainer
- SP20035
- Glass Retainer
- SP20017
- Rope Seal
- SG030300006

Please note: All wood heaters must be installed by a qualified person whose work conforms with local council regulations, Australian/New Zealand standards (AS/NZS 2918:2018) & manufacturers recommendations.

### HEARTH OPTIONS: Straight 1050mm x 1200mm Corner 1250mm x 1250mm



## MUST HAVES

Complete your setup with a comprehensive range of Forge-designed fireside accessories, cleaning, and maintenance products.




Forge 500 Hexagon Wood Storage



Forge Ellipse Fire Tool Set



Forge Gloves



Forge Large Safety Guard
















KALORA WOOD FIRE 15 YEAR FIREBOX WARRANTY

# 500BX

Say goodbye to the winter blues this year and look forward to toasty nights by the fire with your loved ones.

Get the amazing performance and quality you expect from a Kalora 500 with the added advantage of a wood storage pedestal, ideal for this nights when it is just too cold to go outside for more wood.

## TECHNICAL SPECIFICATIONS

 Heat up to 200m <sup>2</sup>	 Firebox: 500w x 330d x 397h	 Efficiency 67%
 Convection heating - fan forced	 Heater: 672w x 490d x 852h	 Emissions 1.1g/k
 5.5mm heavy duty firebox	 In-built wood storage	 kW Rating 7.9kW
 15 Fifteen year firebox warranty	 Log size to 300mm	

## WHAT YOU WILL NEED

### FLUE KIT OPTIONS

Default matte black flue kit	SG010400034
Default black mesh flue kit	FFK64M2

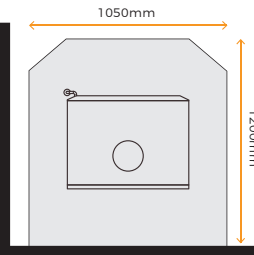
### ROOF FLASHING OPTIONS

Metal Roof Flashing	FF036
Tile Roof Flashing	FF037

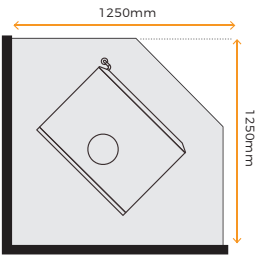
### CONSUMABLE ITEMS

Firebrick Set	SP20009
Baffle	SP20033
Brick Retainer	SP20035
Glass Retainer	SP20017
Rope Seal	SG030300006

HEARTH OPTIONS: Straight 1050mm x 1200mm  
Corner 1250mm x 1250mm



FHPS105120



FHPS125C

Please note: All wood heaters must be installed by a qualified person whose work conforms with local council regulations, Australian/New Zealand standards (AS/NZS 2918:2018) & manufacturers recommendations.

## MUST HAVES

Complete your setup with a comprehensive range of Forge-designed fireside accessories, cleaning, and maintenance products.



Forge Zero 1000 Wood Storage



Forge Valyrian Fire Tool Set



Forge Moisture Meter



Forge Rope Seal Kit

















# 600C

Love the romance of an open fire and the cosy warmth of an efficient slow combustion wood heater? We found your match.

The largest wood fire in the Kalora range, the 600C is a powerhouse with a fan assisted convection capable of heating homes and large open plan spaces.

## TECHNICAL SPECIFICATIONS

 Heat up to 300m <sup>2</sup>	 Firebox: 600w x 400d x 430h	 Efficiency 62%
 Convection heating - fan forced	 Heater: 772w x 565d x 792h	 Emissions 1.3g/k
 5.5mm heavy duty firebox	 Log size to 350mm	 kW Rating 10.1kW
 15 Fifteen year firebox warranty		

## WHAT YOU WILL NEED

### FLUE KIT OPTIONS

Default matte black flue kit	SG010400034
Default black mesh flue kit	FFK64M2

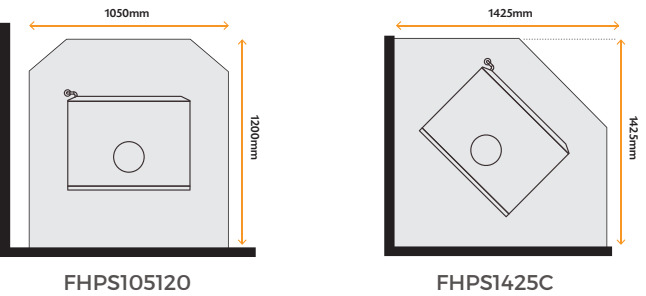
### ROOF FLASHING OPTIONS

Metal Roof Flashing	FF036
Tile Roof Flashing	FF037

### CONSUMABLE ITEMS

Firebrick Set	SP30010
Baffle	SP30033
Brick Retainer	SP30035
Glass Retainer	SP30017
Rope Seal	SG030300006

HEARTH OPTIONS: Straight 1050mm x 1200mm  
Corner 1425mm x 1425mm



Please note: All wood heaters must be installed by a qualified person whose work conforms with local council regulations, Australian/New Zealand standards (AS/NZS 2918:2018) & manufacturers recommendations.

## MUST HAVES

Complete your setup with a comprehensive range of Forge-designed fireside accessories, cleaning, and maintenance products.



Forge Oblique Wood Storage



Forge Ellipse Fire Tool Set



Forge Easy Soot Remover



Forge 6" Flue Brush





**600BX**
















# 600BX

Love the romance of an open fire and the cosy warmth of an efficient slow combustion wood heater? We found your match.

The largest wood fire in the Kalora range, the 600C is a powerhouse with a fan assisted convection capable of heating homes and large open plan spaces.

The Kalora 600BX, big heat and firewood where and when you need it.

## TECHNICAL SPECIFICATIONS

 Heat up to 300m <sup>2</sup>	 Firebox: 600w x 400d x 430h	 Efficiency 62%
 Convection heating - fan forced	 Heater: 772w x 565d x 890h	 Emissions 1.3g/k
 5.5mm heavy duty firebox	 In-built wood storage	 kW Rating 10.1kW
 15 Fifteen year firebox warranty	 Log size to 350mm	

## WHAT YOU WILL NEED

### FLUE KIT OPTIONS

Default matte black flue kit	SG010400034
Default black mesh flue kit	FFK64M2

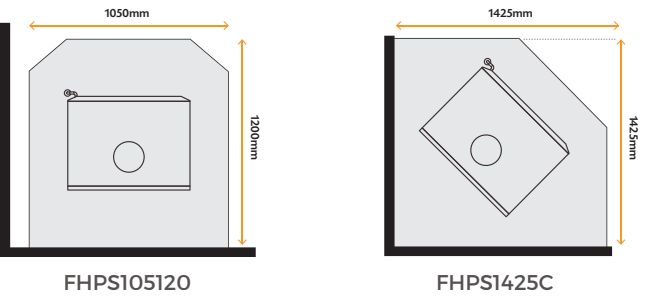
### ROOF FLASHING OPTIONS

Metal Roof Flashing	FF036
Tile Roof Flashing	FF037

### CONSUMABLE ITEMS

Firebrick Set	SP30010
Baffle	SP30033
Brick Retainer	SP30035
Glass Retainer	SP30017
Rope Seal	SG030300006

HEARTH OPTIONS: Straight 1050mm x 1200mm  
Corner 1425mm x 1425mm



Please note: All wood heaters must be installed by a qualified person whose work conforms with local council regulations, Australian/New Zealand standards (AS/NZS 2918:2018) & manufacturers recommendations.

## MUST HAVES

Complete your setup with a comprehensive range of Forge-designed fireside accessories, cleaning, and maintenance products.




Forge Hexagon 850 Corten  
Wood Storage



Forge Iron Grey Fire Tool Set



Senotherm Metallic Black Paint



Forge Corner Heater Guard


















# Fusion

Traditional living at it's finest. Fusion is the result of the synergy that can be achieved when you combine the features of a modern high performance wood heater with the nostalgic feel and benefits of a traditional wood fired stove.

## TECHNICAL SPECIFICATIONS

 Heat up to 200m <sup>2</sup>	 Firebox: 420w x 340d x 380h	 15 Fifteen year firebox warranty
 Radiant heating - no fan	 Heater: 650w x 600d x 861h	 Log size to 300mm
 5mm heavy duty firebox	 Oven: 440w x 350d x 230h	 Optional hot water jacket
 Radiant cooking surface	 Large baker's oven	

## WHAT YOU WILL NEED

### FLUE KIT OPTIONS

Default matte black flue kit	SG010400034
Default black mesh flue kit	FFK64M2

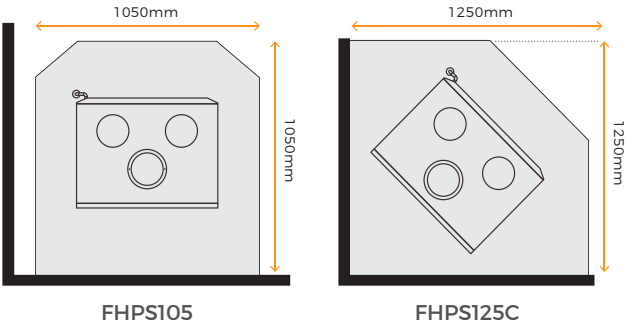
### ROOF FLASHING OPTIONS

Metal Roof Flashing	FF036
Tile Roof Flashing	FF037

### CONSUMABLE ITEMS

Firebox liner (Left)	SP50116	Firebricks	SP50135
Firebox liner (Right)	SP50115	Brick retainer	SP50127
Firebox Bottom Plate	SP50130	Temperature Gauge	SP50109
Glass Retainer Firebox Door	SG030700631	Hot Plates	SP0121
Glass Retainer Oven Door	SG030700632		
Rope Seal	SG030300004		

### HEARTH OPTIONS: Straight 1050mm x 1050mm Corner 1250mm x 1250mm



Please note: All wood heaters must be installed by a qualified person whose work conforms with local council regulations, Australian/New Zealand standards (AS/NZS 2918:2018) & manufacturers recommendations.

## MUST HAVES

Complete your setup with a comprehensive range of Forge-designed fireside accessories, cleaning, and maintenance products.



Forge Hinterland Wood Storage



Forge Valyrian Fire Tool Set



Forge Moisture Meter



Forge Exo Fan





Accent















# Accent

The Kalora Accent inbuilt wood heater has been specifically designed for installation into existing masonry fireplaces overcoming the inefficiencies associated with traditional open fires such as excessive fuel burn, uncontrollable heat levels and energy that is lost straight out of the chimney.

The Accent also accommodates for those who love the look of an inbuilt wood heater but do not have an existing open fireplace. Our zero clearance solutions avail the opportunity to install the Kalora Accent into a timber-framed wall with the need for only minimal clearances.

## TECHNICAL SPECIFICATIONS

 Heat up to 280m <sup>2</sup>	 Firebox: 600w x 480d x 354h	 Efficiency 61%
 To suit mid or floor mount install	 Heater: 672w x 480d x 592h	 Emissions 1.4g/k
 Zero clearance option	 5.5mm heavy duty firebox	 kW Rating 12.8kW
 15 Fifteen year firebox warranty	 Log size to 300mm	

## WHAT YOU WILL NEED

### INBUILT MASONRY CAVITY INSTALL

6" 4M Inbuilt Flue Kit	SCFK64MINB
------------------------	------------

### INBUILT TIMBER STUD CAVITY INSTALL

Zero Clearance Box	SG010400052
Triple Skin Zero Clearance Flue Kit	SCFKZCB06

### ROOF FLASHING OPTIONS

Metal Roof Flashing	FF036
Tile Roof Flashing	FF037

### CONSUMABLE ITEMS

Firebrick Set	SG030600024
Baffle	SG030700263
Brick Retainer	SG030700269
Door Assembly	SG030700825
Rope Seal	SG030300005

### FASCIA DIMENSIONS

Mid-mount	769w x15d x 649h
Floor-mount	769w x 15d x 629h

### HEARTH OPTIONS :

Matt Black Inbuilt Hearth Pad	SG040100015
1050w x 550d x 30h	

Please note: All wood heaters must be installed by a qualified person whose work conforms with local council regulations, Australian/New Zealand standards (AS/NZS 2918:2018) & manufacturers recommendations.




## MUST HAVES

Complete your setup with a comprehensive range of Forge-designed fireside accessories, cleaning, and maintenance products.



Forge Geo Flex Wood Storage



Forge Classic Fire Tool Set



Forge Rope Seal Kit



Forge Fireplace Gloves
















# Sorrento

Enhance your home with a beautifully crafted, elegant Kalora Sorrento.

Inspired by winter's spent on the Mornington Peninsula, Sorrento embodies the "heart of the home" philosophy with beach side themed flame media encased in an expansive firebox lined with high gloss reflective panels, a glass primary shield and framed in your choice of a beautiful black or (optional) stunning stainless one piece fascia.

Engineered to a precise specification this space heating appliance comes with a fully programmable remote control, is 4 star rated and offers four alternative burn media options.

## TECHNICAL SPECIFICATIONS

 Heat up to 90m <sup>2</sup>	 Black & stainless fascia options	 Average efficiency 79%
 To suit mid or floor mount install	 4 decorative media options	 Thermostatic control (7 day programming)
 Heater: 672w x 480d x 592h	 High gloss reflective firebox liners	 Dual multi speed fans
	 10 Ten year firebox warranty	 Remote control (Included with appliance)

## CHOOSE YOUR FASCIA



Beautiful Black Fascia (included)



Stunning Stainless Fascia (optional)

## CHOOSE YOUR MEDIA

With Sorrento's range of options you can create a truly personal statement customised by you and tailored to your own individual taste.



Driftwood, pebbles and glass  
(Included)



Pebbles and glass



Driftwood, pebbles  
and coal effect

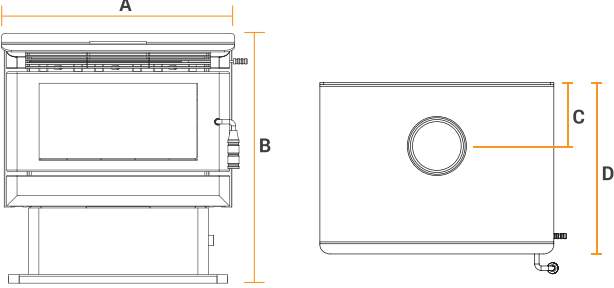


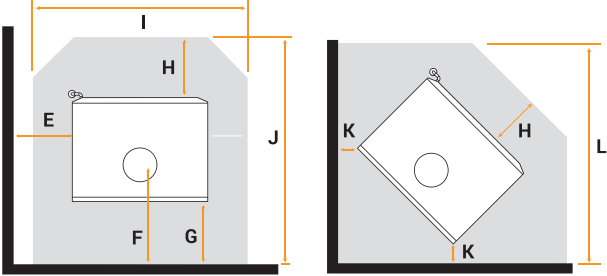
Pebbles and coal effect



Freestanding

Unit Size and Clearances (mm)

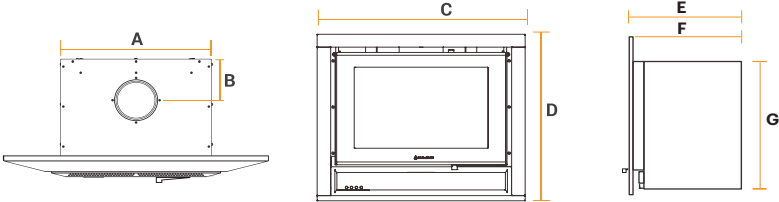


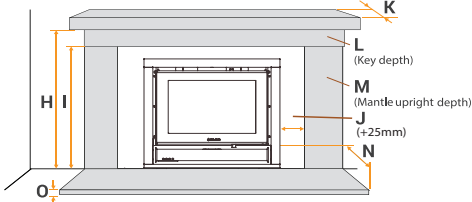


	A	B	C	D	E	F	G	H	I	J	K	L
Kalora 425R	500	735	120	470	625	470	275	350	745	1005	385	1115
Kalora 500C	672	720	197	490	250	347	150	450	900	1070	100	1020
Kalora 500BX Woodstack	672	852	197	490	250	347	150	450	900	1070	100	1020
Kalora 600C	772	792	205	560	250	355	150*	300	1000	1000	100	950
Kalora 600BX Woodstack	772	890	205	565	250	355	* 150	300	1000	1000	100	950
Kalora Fusion	650	860	120	609	400	290	170	300	818	994	200	1024

Inbuilt

Unit Size and Clearances (mm)



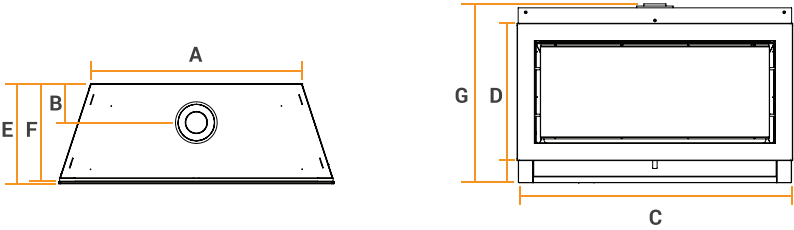


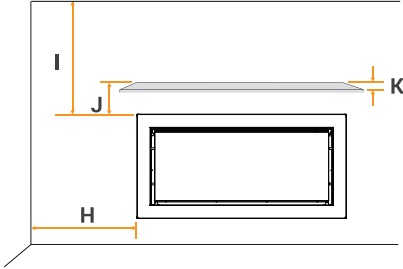
	A	B	C	D	E	F	G	H	I	J	K	L	M	N	O
Kalora Accent	672	167	769	649	495	480	592	1330	1160	70	250	45	45	550	30
Kalora Sorrento	1235	175	1245	620	450	440	790	See user manual for details							

\* When installed with an additional 900mm x 180° stainless steel flue shield between the active flue and decorative mesh casing.  
Illustrations and photos reflect typical installations and are for design purposes only. Illustrations/diagrams are not drawn to scale. Actual product may vary from pictures in brochure.  
Inbuilt Wood Heaters in a masonry fireplace MUST be fully flued as per recommendations from a qualified installer. Inbuilt Wood Heaters in a timber-frame MUST be installed with a Clearance Box.

Gas space heater

Unit Size and Clearances (mm)





	A	B	C	D	E	F	G	H	I	J	K
Kalora Sorrento	955	175	1234	620	452	440	808	80	1000	360	330



## Kalora appliance comparison chart

	Part no	Heating capacity	Emissions	Efficiency	Peak kW rating	Net Weight	Gross weight	Packaged W x D x H
Kalora 425R	KA425R	140m <sup>2</sup>	1.5g/kg	63%	15.6kW	95kg	109kg	585 x 585 x 870
Kalora 500C	KA500C	200m <sup>2</sup>	1.1g/kg	67%	7.9kW	137kg	156kg	780 x 645 x 880
Kalora 500BX Woodstack	KA500BX2	200m <sup>2</sup>	1.1g/kg	67%	7.9kW	160kg	179kg	780 x 650 x 1010
Kalora 600C	KA600C	300m <sup>2</sup>	1.3g/kg	62%	10.1W	175kg	200kg	885 x 710 x 965
Kalora 600BX-Woodstack	KA600BX2	300m <sup>2</sup>	1.3g/kg	62%	10.1kW	205kg	220kg	890 x 710 x 1075
Kalora Fusion	KAF50	200m <sup>2</sup>	-	-	-	231kg	251kg	770 x 710 x 1070
Kalora Accent	Accent	280m <sup>2</sup>	1.4g/kg	61%	12.8kW	133kg	150kg	595 x 850 x 815
Kalora Sorrento	KAGAS10	90m <sup>2</sup>	-	79%	-	90kg	110kg	1350 x 585 x 1000

**PLEASE NOTE**

It is COMPULSORY to have your heater installed by a qualified person whose work conforms to Australian standards, local council regulations and manufacturer’s recommendations. Your warranty and any home insurance may be void, on failure to do so.





forge



# forge



FIRE TOOLS

WOOD STORAGE

HEARTH PADS

MAINTENANCE

CLEANING

FLUE KITS

INSTALLATION ESSENTIALS





FLS006  
Zero 1000 (Corten)  
(1000mm in Diameter)



FLS015  
Urban Steel XL 1500  
(1500mm H x 255mm D x 550mm W)



FLS011  
Oblique  
(500mm W x 700mm H x 300mm D)



FLS008  
GeoFlex  
(560mm H x 250mm D x 680mm W)



FLS005  
Zero 1000 (Black)  
(1000mm in Diameter)





FLS002  
Hexagon 500  
(575mm W x 400mm D x 490mm H)



FLS001  
Hexagon 850 (Corten)  
(850mm W x 700mm D)



FLS013  
Extendable Outdoor Wood Storage (Base Kit)  
(1220mm W x 350mm D x 1220mm H)



FLS004  
Extender Outdoor Storage (1m Extension Kit)



FFT28BS  
Hinterland - Fire Tool Set & Wood Storage





FFT85S  
Valyrian Fire Tool Set



FFT173S  
Ellipse Fire Tool Set



FFT104B  
Mahogany Fire Tool Set



FFT69BE  
Iron Grey Fire Tool Set



FFT175B  
Heritage Fire Tool Set





SG010400043  
Forge Dry Glass Cleaner (Pack size 16)




SG050500001  
Senotherm Metallic Black High Temp Paint 400g  
(Sold in Pack size 6)



SG050100002  
Forge Easy Soot Flue Cleaner  
(3 pack 50g / Pack size 12)



SG050600009  
Forge Gloves (Pack size 12)



SG010400037  
Forge Exo Fan - Thermal Powered (Pack size 4)





FFB304  
6" Pull through flue brush - 10m rope



FFB301  
6" Flue brush kit - 5m extension



SG050600008  
Air-Set Fireplace Mortar 1 litre tub (Pack size 6)



SCX520  
Kalora Fusion - Hot Water Jacket



SG050600007  
Forge Moisture Meter (Pack size 12)




SG031000118  
Forge Gasket Adhesive & Sealant 75g Tube  
(Pack size 12)







FHPT105 (1050 x 1050)  
FHPT105120 (1050 x 1200) - FHPT120 (1200 x 1200)  
Matte black straight wall hearth




FHPT125C (1250 x 1250)  
FHPT1425C (1425 x 1425)  
Matte black corner wall hearth




FCCG001B  
Small Safety Guard (1080w x 1055d x 800h)



FCCG003B  
Large Safety Guard (1275w x 1275d x 800h)



FCCG001BC  
Small Corner Safety Guard (1890w x 650d x 800h)



FCCG003BC  
Large Corner Safety Guard (2050w x 720d x 800h)





FFK64M2  
Default black mesh flue kit

SG010400034  
Default matte black flue kit

Includes: 2x Internal black mesh or matte black flue extensions; 1x Ceiling collar; 1x Dropbox; 1x External flue extension; 1x Anti-downdraft cowl & cone.



FF902  
1m External Triple Skin Extension Kit



FF022  
6" Anti-downdraft Cowl & Cone



FF901  
1mtr Internal black mesh extension

SG010400035  
1mtr Internal matte black extension



SCF0712  
Floor Penetration Box



FF012  
1m 6" Stainless Steel Flue





FF015  
10" Galvanised Casing



FF056  
8" Black mesh 1m w/tabs and heat shield



SCF904  
Internal 45 Degree Black Mesh Bend Kit Left Hand

SCF905  
Internal 45 Deg Black Mesh Bend Kit Right Hand

SCF906  
Internal 45 Deg Black Mesh Bend Kit Front

SG010400028  
Internal 45 Degree Black Mesh Bend Kit Rear




SCF909  
Internal 45 Degree Black Bend Kit Left Hand

SCF910  
Internal 45 Deg Black Bend Kit Right Hand

SCF911  
Internal 45 Deg Black Bend Kit Front

SG010400029  
Internal 45 Degree Black Bend Kit Rear



SG010400031  
External 45° Bend Kit (Triple Skin)




SCF087  
Adjustable Ceiling / Wall Plate (Matte Black)






SG010400030  
1x 45 Degree Flue Bend Stainless Steel




SCF094  
10" Ceiling Collar (Matte Black)



SCF0171  
Flexi Flue 6" (Sold by the Metre; Max 5 meters)



SCF0172  
Flexi Flue 6" Adaptor



FF036  
Iron Roof Flashing 171mm - 381mm (Pack size 10)



FF037  
Tile Roof Flashing 10" (Pack size 5)





DV911  
Direct vent gas flue 275-370mm



DV906  
Direct vent gas flue 300mm



DV904  
Direct vent gas flue 600mm



DV903  
Direct vent gas flue 900mm



DV945G  
Direct vent gas 45° elbow galvanised



DV990G  
Direct vent gas 90° elbow galvanised



DV984  
Direct vent gas horizontal termination



DV991  
Direct vent gas high wind vertical termination





PART NUMBER	DESCRIPTION	Pack Size
SG030300001	Rope Seal 6mm - 2m length	12
SG030300002	Rope Seal 9mm - 2m length	12
SG030300003	Rope Seal 12mm - 2m length	12
SG030300004	Rope Seal 15 x 10mm - 2m length	12
SG030300008	Rope Seal 15mm - 2m length	12
SG030300005	Rope Seal 18mm - 2m length	12
SG030300006	Rope Seal 20mm - 2m length	12
SG030300007	Rope Seal - 25mm - 2m length	12
SG030400002	Glass Seal - 20mm - 2m length	12
SG030400001	Glass Seal - 25mm - 2m length	12



PART NUMBER	DESCRIPTION	Pack Size
SG030600025	Forge Firebricks FB09 200x145x25	10
SG030600026	Forge Firebricks FB15 250x145x25	10
SG030600027	Forge Firebricks FB16 255x160x25CH	10
SG030600031	Forge Firebricks FB19 270x185x25	5
SG030600028	Forge Firebricks FB21 285x175x25	5
SG030600029	Forge Firebricks FB41 230x115x25	10
SG030600030	Forge Firebricks FB42 230x115x38	5
FB22	Forge Firebrick 220x170x25	10
FB06	Forge Firebrick 190x178x25	10
FB64	Forge Firebrick 200x156x25	10



PROFESSIONAL INSTALLATION

It is a requirement that all Kalora solid fuel and gas appliances are fitted by a qualified, licensed installer whose work complies with local council regulations, Australian standards and manufacturer's specifications. Failure to correctly install is extremely dangerous, will void any warranty claims and may compromise any future insurance claims.

Distributed by  
Kalora Pty Ltd  
58 Access Way,  
Carrum Downs, 3201  
03 8579 5905

Orders: [orders@kalora.com.au](mailto:orders@kalora.com.au)  
Service Inquiries: [service@kalora.com.au](mailto:service@kalora.com.au)  
[kalora.com.au](http://kalora.com.au)

Due to our policy of continuous improvement of our products and services, technical specifications and claims, correct at the time of going to print, may be subject to variation without prior notice. Kalora has endeavoured to ensure that the information in this document is correct and fairly stated, but does not accept liability for any error or omission.

Kalora Pty Ltd accepts no liability whatsoever for their interpretation of AS/NZS 2918-2001, AS/NZS 4012-4013. All heating capacities quoted are based on units tested with quality hardwood. Minimal performance reduction may result due to large glassed areas, vaulted ceilings, draughts or insufficient insulation. We reserve the right to alter specifications without

notice. The images depicted in this brochure are digitally produced for display purposes only and are not representative of the standard required to meet warranty specification. The effectiveness and performance of the overnight burning is influenced significantly by individual installation and environmental conditions and the quality of fuel used.



